



PNEUDRI

Compressed Air Desiccant Dryers
Sizing and Selection Guide



ENGINEERING YOUR SUCCESS.

Selecting the right dryer for your compressed air system

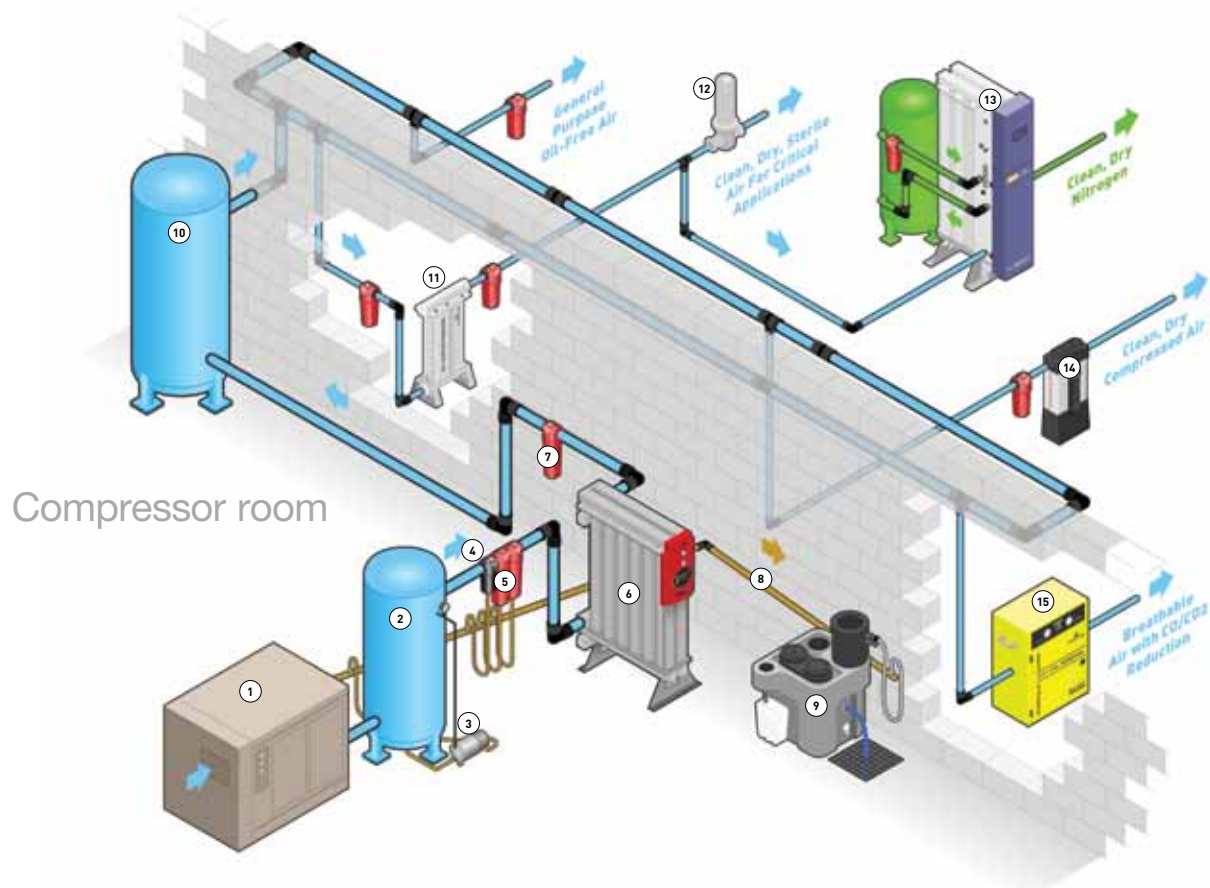
To achieve the degree of air quality specified by ISO8573-1:2010, a careful approach to system design, commissioning and operation must be adopted.

Parker domnick hunter recommends that compressed air is treated:

- Prior to entry into the distribution system
- At critical usage points and applications

This ensures that contamination already in the distribution system is removed.

Purification equipment should be installed where the air is at the lowest possible temperature (i.e. downstream of after-coolers and air receivers). Point-of-use purification equipment should be installed as close as possible to the application.



Key

1	Air Compressor	6	Modular Adsorption Dryer	11	Oil Vapour Removal
2	Wet Air Receiver	7	Dust Filter	12	Sterile Air Filter
3	Condensate Drain	8	Condensate Drainage	13	On-site Nitrogen Gas Generator
4	Water Separator	9	Oil / Water Separator	14	Point of use Adsorption Dryer
5	Coalescing Filters	10	Dry Air Receiver	15	Breathing Air Purifier

What size PNEUDRI do I require?

Dryer Selection

Compressed air dryers are installed to remove water vapour. To ensure consistent outlet dewpoint, dryers must be sized for the maximum amount of water vapour in the compressed air system (worst case conditions). Water vapour content is highest when system pressure is lowest, system temperature is highest and air flow (usage) is at maximum.

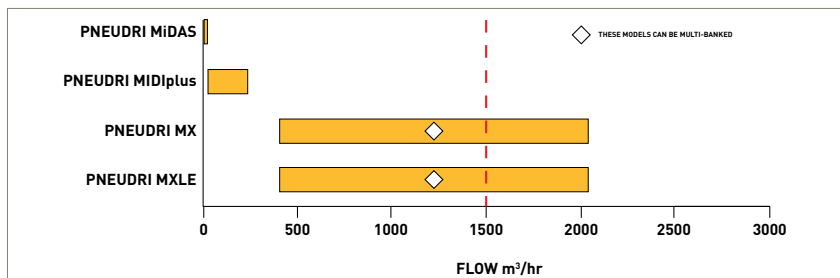
In the first instance, dryer selection should be carried out using the Parker domnick hunter PNEUDRI sizing and selection software. If selection software is unavailable, correction factors should be applied to the dryer flow rates shown within this document. Apply correction factors if the minimum operating pressure, maximum operating temperature or required outlet dewpoint is different to the nominal conditions shown.

Selection example using correction factors

To select a dryer for a compressor producing a full load flow rate of 1500 m³/hr at 8.3 bar g with 38°C air inlet temperature and a pressure dewpoint of -40°C.

Step 1

Select an appropriate dryer range from the flow rate table below.



For 1500 m³/hr, PNEUDRI MX or PNEUDRI MXLE models provide a suitable flow rate.

Temperature Correction Factor CFT	
Maximum Inlet Temperature	°C
	40
	°F
	104
	CFT
	1.04

Pressure Correction Factor CFP	
Minimum Inlet Pressure	bar g
	8
	psi g
	116
	CFP
	0.89

Dewpoint Correction Factor CFD	
Required Dewpoint	PDP °C
	-40
	PDP °F
	-40
	CFD
	1.00

Step 2

Turn to the PNEUDRI MX or PNEUDRI MXLE product pages. Select the correction factor for maximum inlet temperature from the CFT table. For temperature, always round up to next highest temperature shown in the table. Correction Factor for 38°C (rounded up to 40°C) = 1.04

Step 3

Select the correction factor for minimum operating pressure from the CFP table. For pressure, always round down to the next lowest pressure shown in the table. Correction Factor for 8.3 bar g (rounded down to 8 bar g) = 0.89

Step 4

Select the correction factor for the required dewpoint from the CFD table. Correction Factor for -40°C PDP = 1.00

Step 5

Calculate the minimum drying capacity
 Minimum drying capacity =
 Compressed air flow rate x CFT x CFP x CFD
 Minimum drying capacity =
 1500 m³/hr x 1.04 x 0.89 x 1.00 = 1388 m³/hr
 Model selected = MX106

Step 6

Which controller is required?
 SMART controller is required therefore model selected =
 MXS106

Step 7

Is DDS Energy Management System required?
 DDS Energy Management system is required therefore
 model selected = MXS106DS

If the minimum drying capacity exceeds the maximum values of the models shown within the tables, please contact Parker domnick hunter for advice regarding larger multi-banked dryers.

Frequently asked questions

High / Low Temperatures

High Temperatures

Max temp (inlet & ambient) for PNEUDRI dryers is 50°C or 122°F. For temperatures above this it is more cost effective to install an after-cooler than oversize a dryer. Also as a dryer increases in size, so does the volume of purge required to regenerate the dryer. Fitting an after-cooler is also more cost effective in terms of energy consumption.

Low Temperatures

Freezing water causes damage to a dryer therefore as the temperature approaches freezing, the dryer and ancillaries need protection. Sub-zero temperatures also affect the function of seals and electronics.

- Always keep dryers under shelter and out of cold wind
- Trace heat & insulate anywhere where moisture is present i.e. Inlet filtration / drain lines / Inlet valves / columns / exhaust valves

PNEUDRI MiDAS

Flowrates

Model	Pipe Size	Inlet Flowrates			
		L/S	m ³ /min	m ³ /hr	cfm
DAS1	G 3/8	1	0.09	5.1	3
DAS2	G 3/8	2	0.14	8.5	5
DAS3	G 3/8	4	0.23	13.6	8
DAS4	G 3/8	5	0.28	17.0	10
DAS5	G 3/8	6	0.37	22.1	13
DAS6	G 3/8	7	0.43	25.5	15
DAS7	G 3/8	9	0.57	34.0	20

Stated flows are for operation at 7 bar g (100 psi g) with reference to 20°C, 1 bar a, 0% relative water vapour pressure. For flows at other pressures, apply the correction factors shown.



Correction Factors

Temperature Correction Factor CFT							
Maximum Inlet Temperature	°C	25	30	35	40	45	50
	°F	77	86	95	104	113	122
	CFT	1.00	1.00	1.00	1.04	1.14	1.37

Pressure Correction Factor CFP										
Minimum Inlet Pressure	bar g	4	5	6	7	8	9	10	11	12
	psi g	58	73	87	102	116	131	145	160	174
	CFP	1.60	1.33	1.14	1.00	1.03	0.93	0.85	0.78	0.71

Dewpoint Correction Factor CFD			
Required Dewpoint	Standard		Option 1
	PDP °C	-40	-70
	PDP °F	-40	-100
CFD	1.00	1.43	

Product Selection - PNEUDRI MiDAS

DAS-40°C 115V/1ph/60Hz		DAS -40°C 230V /1ph/50Hz		MINI Pneumatic	
Item Number	Pdh Ref	Item Number	Pdh Ref	Item Number	Pdh Ref
DAS1-115-60-CSA	618310101	DAS1	618310201	DM002P	618240102
DAS2-115-60-CSA	618310102	DAS2	618310202	DM003P	618240103
DAS3-115-60-CSA	618310103	DAS3	618310203	DM006P	618240104
DAS4-115-60-CSA	618310104	DAS4	618310204		
DAS5-115-60-CSA	618310105	DAS5	618310205		
DAS6-115-60-CSA	618310106	DAS6	618310206		
DAS7-115-60-CSA	618310107	DAS7	618310207		

For a -70°C PDP application please consult the factory.

Recommended Filtration

Model	Filter Pipe Size BSPT or NPT	Inlet General Purpose Pre-filter	Inlet High Efficiency Filter	Outlet Dust Filter
DAS1	3/8"	AO005B <input type="checkbox"/> FX	N/A*	N/A*
DAS2	3/8"	AO005B <input type="checkbox"/> FX	N/A*	N/A*
DAS3	3/8"	AO005B <input type="checkbox"/> FX	N/A*	N/A*
DAS4	3/8"	AO005B <input type="checkbox"/> FX	N/A*	N/A*
DAS5	3/8"	AO005B <input type="checkbox"/> FX	N/A*	N/A*
DAS6	3/8"	AO0010B <input type="checkbox"/> FX	N/A*	N/A*
DAS7	3/8"	AO0010B <input type="checkbox"/> FX	N/A*	N/A*

*PNEUDRI MiDAS dryers include integral high efficiency pre and general purpose dust filters.

= B (BSPT) or N (NPT)

Frequently asked questions

PNEUDRI MiDAS – DAS1 - DAS7

Does the PNEUDRI MiDAS dryer have a fault alarm relay?

No, although a spares kit can be purchased to allow a fault relay upgrade in the field.
Part Number: 608203186.

What does the fault relay warn me about?

The fault relay will energise in the event of a “service required” condition (red LED on). This occurs 12000 hours after the last service. This will be accompanied by an audible alarm which will sound every six seconds.

Are the inlet valves normally open or normally closed?

The inlet to the PNEUDRI MiDAS dryer is a shuttle which moves between two inlet ports so the PNEUDRI MiDAS inlet arrangement is normally open.

Are the dryer exhaust valves normally open or normally closed?

The exhaust valves are normally closed. In the event of a power failure the purge flow from the dryer will cease.

How do I read my outlet dewpoint?

The PNEUDRI MiDAS dryer has no option for the fitting of a hygrometer.

What is the power requirement of the PNEUDRI MiDAS dryer?

The PNEUDRI MiDAS dryer has a maximum power requirement of 20W.

Can I have a remote display?

Yes - The first option is identical to the display already fitted to the PNEUDRI MiDAS facia but can be placed within 3m of the unit and is designed for status indication where PNEUDRI MiDAS is placed at floor level or in enclosed location. Part Number: 608203557.
The second option is a cable which up to 50m long. Part Number: 608203080.

Can I mount PNEUDRI MiDAS on a wall?

PNEUDRI MiDAS can be wall mounted. There are two wall mounting kit options available.

The first wall mounting kit (DASMB1) is a fixed wall bracket where access is required all around to allow servicing. Part Number: 608202279.

The second wall mounting kit (DASMB2) allows the dryer to fall to 45 degree angle which allows access if the dryer is fitted under a shelf or in a location which limits access for servicing. Part Number: 608203088.



PNEUDRI MiDAS control display.

PNEUDRI MIDiplus

Flowrates

Model	Pipe Size	Inlet Flowrates			
		L/S	m ³ /min	m ³ /hr	cfm
DME012	G 3/4	11	0.68	41	24
DME015	G 3/4	15	0.91	55	32
DME020	G 3/4	20	1.19	71	42
DME025	G 3/4	25	1.50	90	53
DME030	G 3/4	31	1.84	110	65
DME040	G 3/4	42	2.49	149	88
DME050	G1	50	3.01	180	106
DME060	G1	61	3.69	221	130
DME080	G1	83	4.99	299	176



Stated flows are for operation at 7 bar g (100 psi g) with reference to 20°C, 1 bar a, 0% relative water vapour pressure. For flows at other pressures, apply the correction factors shown.

Correction Factors

Temperature Correction Factor CFT							
Maximum Inlet Temperature	°C	25	30	35	40	45	50
	°F	77	86	95	104	113	122
	CFT	1.00	1.00	1.00	1.04	1.14	1.37

Pressure Correction Factor CFP														
Minimum Inlet Pressure	bar g	4	5	6	7	8	9	10	11	12	13	14	15	16
	psi g	58	73	87	100	116	131	145	160	174	189	203	218	232
	CFP	1.60	1.33	1.14	1.00	0.89	0.80	0.73	0.67	0.62	0.57	0.54	0.5	0.47

Dewpoint Correction Factor CFD			
Required Dewpoint	Standard		Option 1
	PDP °C	-40	-70
	PDP °F	-40	-100
	CFD	1.00	1.43

Models 012 - 040 only.

Product Selection PNEUDRI MIDiplus 230V/1ph/50Hz

DME -40°C		DME/DS -40°C		DME -70°C		DME/DS -70°C		DME -40°C	
Item Number	Pdh Ref	Item Number	Pdh Ref	Item Number	Pdh Ref	Item Number	Pdh Ref	Item Number	Pdh Ref
DME012BKF	618330090	DME012DSBKF	618330130	DME012-70	617330000	DME012DS-70	617330040	DMP012-ATEX	618230801
DME015BKF	618330091	DME015DSBKF	618330131	DME015-70	617330001	DME015DS-70	617330041	DMP015-ATEX	618230802
DME020BKF	618330092	DME020DSBKF	618330132	DME020-70	617330002	DME020DS-70	617330042	DMP020-ATEX	618230803
DME025BKF	618330093	DME025DSBKF	618330133	DME025-70	617330003	DME025DS-70	617330043	DMP025-ATEX	618230804
DME030BKF	618330094	DME030DSBKF	618330134	DME030-70	617330004	DME030DS-70	617330044	DMP030-ATEX	618230805
DME040BKF	618330095	DME040DSBKF	618330135	DME040-70	617330005	DME040DS-70	617330045	DMP040-ATEX	618230806
DME050BKF	618330096	DME050DSBKF	618330136	DME050-70	617330006	DME050DS-70	617330046	DMP050-ATEX	618230807
DME060BKF	618330097	DME060DSBKF	618330137	DME060-70	617330007	DME060DS-70	617330047	DMP060-ATEX	618230808
DME080BKF	618330098	DME080DSBKF	618330138	DME080-70	617330008	DME080DS-70	617330048	DMP080-ATEX	618230809

Maximum pressure 10.5 bar g

PNEUDRI MIDiplus 110V/1ph/60Hz

DME -40°C		DME/DS -40°C		DME -70°C		DME/DS -70°C	
Item Number	Pdh Ref	Number Part	Pdh Ref	Item Number	Pdh Ref	Item Number	Pdh Ref
DME012-CSA	618330150	DME012-DS-CSA	618330170	DME012 -70 CSA	617330150	DME012DS -70 CSA	617330170
DME015-CSA	618330151	DME015-DS-CSA	618330171	DME015 -70 CSA	617330151	DME015DS -70 CSA	617330171
DME020-CSA	618330152	DME020DS-CSA	618330172	DME020 -70 CSA	617330152	DME020/DS -70 CSA	617330172
DME025-CSA	618330153	DME025DS-CSA	618330173	DME025 -70 CSA	617330153	DME025DS -70 CSA	617330173
DME030-CSA	618330154	DME030DS-CSA	618330174	DME030 -70 CSA	617330154	DME030DS -70 CSA	617330174
DME040-CSA	618330155	DME040-DS-CSA	618330175	DME040 -70 CSA	617330155	DME040DS -70 CSA	617330175
DME050-CSA	618330156	DME050DS-CSA	618330176	DME050 -70 CSA	617330156	DME050DS-70 CSA	617330176
DME060-CSA	618330157	DME060DS-CSA	618330177	DME060 -70 CSA	617330157	DME060DS-70 CSA	617330177
DME080-CSA	618330158	DME080DS-CSA	618330178	DME080 -70 CSA	617330158	DME080DS-70 CSA	617330178

Recommended Filtration

For Dryer Model	Filter Pipe Size BSPT or NPT	Inlet General Purpose Pre-filter	Inlet High Efficiency Filter	Outlet Dust Filter
DME012	3/4"	AO020D □ FX	AA020D □ FX	AR020D □ MX
DME015	3/4"	AO020D □ FX	AA020D □ FX	AR020D □ MX
DME020	3/4"	AO020D □ FX	AA020D □ FX	AR020D □ MX
DME025	3/4"	AO020D □ FX	AA020D □ FX	AR020D □ MX
DME030	3/4"	AO020D □ FX	AA020D □ FX	AR020D □ MX
DME040	3/4"	AO025D □ FX	AA025D □ FX	AR025D □ MX
DME050	1"	AO025E □ FX	AA025E □ FX	AR025E □ MX
DME060	1"	AO030E □ FX	AA030E □ FX	AR030E □ MX
DME080	1"	AO030E □ FX	AA030E □ FX	AR030E □ MX

□ = B (BSPT) or N (NPT)

Frequently asked questions PNEUDRI MIDiplus – DME, DME/DS

Does the standard PNEUDRI MIDiplus dryer have a fault alarm relay?

No, as standard the PNEUDRI MIDiplus does not contain a fault relay.

The fault relay can be specified as an option at time of purchase or can be retrofitted to an existing unit. Part Number 608203200.

Are the inlet valves normally open or normally closed?

As standard on models DME012 - 040 the inlet valves are normally closed.

As standard the DME050 - 080 the inlet valves are normally open.

What is the power requirement of the PNEUDRI MIDiplus dryer?

65W for DME012 - DME040. 34W for DME50 - DME080.

How do I display dewpoint?

The PNEUDRI MIDiplus unit does not have ability to display the dewpoint.

Can I take the hygrometer signal to a remote location for dewpoint monitoring?

The PNEUDRI MIDiplus unit does not have ability to retransmit the hygrometer dewpoint signal.

What IP rating is my dryer?

The control box as standard has been tested to IP 65.

Can I reduce purge losses by taking a signal from the compressor so the dryer does not consume purge during this time?

This is an option for PNEUDRI MIDiplus dryers.

Please ask the TSG department for further information.

Can I remotely switch my dryer off and on?

This is a possible option for PNEUDRI MIDiplus dryers.

Please ask the TSG department for further information.

What do the LEDs mean on the front of the dryer?

Yellow LED steady – Normal operation.

Green LED steady – Dryer is in energy saving mode ECO.



PNEUDRI MIDiplus control display.

PNEUDRI MXLE ADVANTAGE

Product Selection

	Model	Pipe Size	Flowrates			
			L/s	m ³ /min	m ³ /hr	cfm
Single Bank	MXLE 102C	G 2	113	6.81	408	240
	MXLE 103C	G 2	170	10.22	612	360
	MXLE 103	G 2	213	12.78	765	450
	MXLE 104	G 2	283	17.03	1020	600
	MXLE 105	G 2½	354	21	1275	750
	MXLE 106	G 2½	425	26	1530	900
	MXLE 107	G 2½	496	30	1785	1050
	MXLE 108	G 2½	567	34	2040	1200



Stated flows are for operation at 7 bar g (100 psi g) with reference to 20°C, 1 bar a, 0% relative water vapour pressure. For flows at other pressures apply the correction factors shown.

Dryer performance

Dryer Models	Dewpoint (Standard)		ISO8573-1:2010 Classification (standard)	Dewpoint (Option 2)		ISO8573-1:2010 Classification (Option 2)
	°C	°F		°C	°F	
MXLE	-40	-40	Class 2.2.2*	-20	-4	Class 2.3.2*
MXP*	-40	-40	Class 2.2.2*	-20	-4	Class 2.3.2*

* ISO8573-1 Classifications when used with included Parker domnick hunter OIL-X EVOLUTION pre / post filtration

Technical data

Dryer Models	Min Operating Pressure		Max Operating Pressure		Min Operating Temp		Max Operating Temp		Max Ambient Temp		Electrical supply (standard)	Electrical supply (optional)	Thread Connections	Noise Level dB (A)
	bar g	psi g	bar g	psi g	°C	°F	°C	°F	°C	°F				
MXLE	4	58	11*	160*	5	41	50	122	55	131	400V / 3PH / 50-60Hz (+/- 5%)	N/A	BSPP	<75

* 13 bar g (190 psig) option available on request

Model	MXLE102c	MXLE103c	MXLE103	MXLE104	MXLE105	MXLE106	MXLE107	MXLE108
Vacuum Pump kW	3	3	4	5.5	7.5	8	9.5	11

Correction factors

Temperature Correction Factor CFT							
Maximum Inlet Temperature	°C	25	30	35	40	45	50
	°F	77	86	95	104	113	122
	CFT	1.00	1.00	1.00	1.04	1.14	1.37

Pressure Correction Factor CFP									
Minimum Inlet Pressure	bar g	4	5	6	7	8	9	10	11
	psi g	58	73	87	100	116	131	145	160
	CFP	1.60	1.33	1.14	1.00	0.89	0.80	0.73	0.67

Dewpoint Correction Factor CFD		Option	Standard
Required Dewpoint	PDP °C	-20	-40
	PDP °F	-4	-40
	CFD	0.91	1.00

Dryer coding example

DRYER MODEL	CONTROLLER TYPE	NUMBER OF DRYING BANKS	NUMBER OF DRYING COLUMNS
MX	LE = LOW ENERGY	Number of individual dryers in installation	Number of columns per dryer bank
MX	LE	1	08

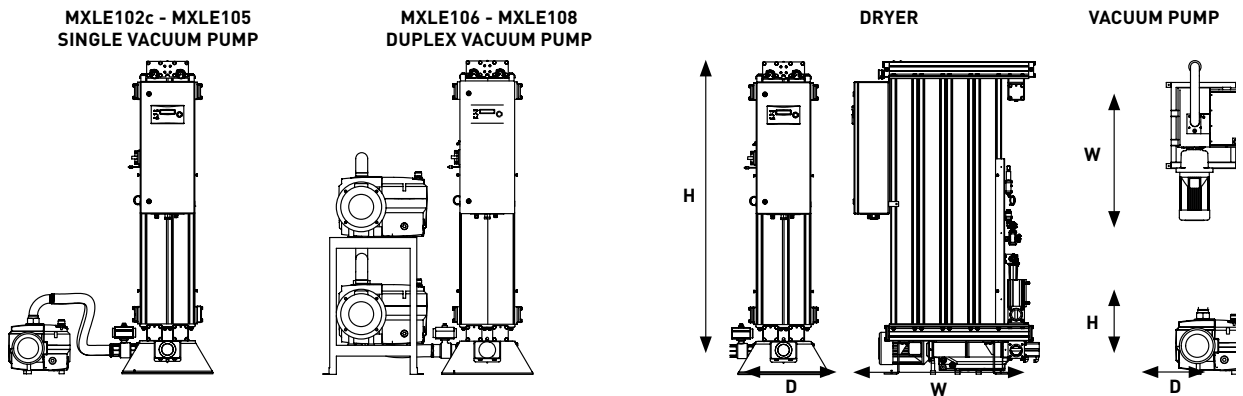
Part numbers

Dryer Part Numbers	Vacuum Pump Part Numbers	Dryer Upgrade Kits Part Numbers
MXLE102 C	MXLEP2C	MXLEK2C
MXLE103 C	MXLEP3C	MXLEK3C
MXLE103	MXLEP3	MXLEK3
MXLE104	MXLEP4	MXLEK4
MXLE105	MXLEP5	MXLEK5
MXLE106	MXLEP6	MXLEK6
MXLE107	MXLEP7	MXLEK7
MXLE108	MXLEP8	MXLEK8

Weights and dimensions

Model	Pipe Size	Dryer Dimensions						Weight	
		Height (H)		Width (W)		Depth (D)		kg	lbs
		mm	ins	mm	ins	mm	ins		
MXLE102c	2"	1647	65	794	32	550	22	265	583
MXLE103c	2"	1647	65	963	38	550	22	346	761
MXLE103	2"	1892	75	963	38	550	22	385	847
MXLE104	2"	1892	75	1132	45	550	22	480	1056
MXLE105	2½"	1892	75	1300	52	550	22	573	1261
MXLE106	2½"	1892	75	1470	58	550	22	667	1467
MXLE107	2½"	1892	75	1642	65	550	22	761	1674
MXLE108	2½"	1892	75	1808	71	550	22	855	1881

Model	Vacuum Pump Dimensions						Weight	
	Height (H)		Width (W)		Depth (D)		kg	lbs
	mm	ins	mm	ins	mm	ins		
MXLE102c	355	14	900	35	531	21	129	284
MXLE103c	355	14	900	35	531	21	129	284
MXLE103	385	15	998	39	531	21	163	359
MXLE104	385	15	1084	43	531	21	178	392
MXLE105	385	15	1084	43	531	21	178	392
MXLE106	1185	47	1100	43	750	30	361	796
MXLE107	1185	47	1100	43	750	30	376	829
MXLE108	1185	47	1100	43	750	30	391	862



Included filtration

For Dryer Model	Filter Pipe Size BSPP	Inlet General Purpose Pre-filter	Inlet High Efficiency Filter	Outlet Dust Filter
MXLE 102C	2"	AO040HGFX	AA040HGFX	AR040HGMX
MXLE 103C	2"	AO040HGFX	AA040HGFX	AR040HGMX
MXLE 103	2"	AO045HGFX	AA045HGFX	AR045HGMX
MXLE 104	2"	AO045HGFX	AA045HGFX	AR045HGMX
MXLE 105	2½"	AO050IGFX	AA050IGFX	AR050IGMX
MXLE 106	2½"	AO055IGFX	AA055IGFX	AR055IGMX
MXLE 107	2½"	AO055IGFX	AA055IGFX	AR055IGMX
MXLE 108	2½"	AO055IGFX	AA055IGFX	AR055IGMX

Frequently asked questions

PNEUDRI MXLE ADVANTAGE

As the Vacuum Pump uses oil will the oil vapour be exhausted into the atmosphere?

*The pump uses oil to create a seal a very small quantity will be lost as vapour.
In critical applications this can be piped to an external point.*

How do you programme the shift patterns?

User interface via PLC.

What IP Rating does the dryer have?

IP55

Why do I have multiple purge plates?

To maintain the correct purge levels at customer operating pressures.

Can I use a different vacuum pump?

Yes, provided the pump meets the required performance criteria. However, we would be unable to guarantee the ISO7183 validation.

What does the volt free contact do?

Provides zero volt contact for customer fault connection

How does the dryer only need 3% purge?

With the addition of the vacuum pump it allows regeneration of the off-line bed.

Can they be multi-banked?

Yes, with FCD.

Why are they suited for the food, beverage and pharmaceutical industries?

Closed purge loop, no contamination being introduced to process flow. FDA approved.

What is the maximum ambient temperature I can operate one in?

50 Deg C - See literature

How far from the dryer can I site the vac pump(s)?

Maximum 3m.

What are the minimum diameter / max length of the vacuum hose?

Depends on the size of the dryer;

102C - 104 = 2"

105 - 108 = 3"

All 3m maximum length

What are the minimum diameter / max length of the vacuum exhaust piping?

All units 2" x 3m

How often does the vacuum pump need servicing?

Oil change = 1000hrs

Air oil separators = 2000hrs

Does the unit display dew point?

Yes

Frequently asked questions

PNEUDRI MXLE *ADVANTAGE* (continued)

If I upgrade an MX dryer, what needs to be changed?

Controller, inlet valve block, control valves, purge plates, 2/2 actuated ball valve, vacuum hose & vacuum pump.

Why do I need bigger inlet valves?

The strength of the vacuum is sufficient to overcome the closing force of the smaller original valves.

Can I have an Advanced controller option?

No. current controller is equivalent to MXS

How does DDS work?

Uses hygrometer to monitor upper and lower dew point limits, then put the machine into an energy saving mode

Why does my pump still run when I turn the dryer off?

The pump runs on for ~10mins to purge any moist air from the system as part of the shutdown process

If there is a power cut what happens to the dryer?

The dryer will fail safe and then requires manual intervention to restart.

Can the vacuum pump be pressurised?

No, the system is protected by a pressure sensor that shuts the unit down in a safe mode and then requires manual intervention to restart.

PNEUDRI MX

Flowrates

	Model	Pipe Size	Inlet Flowrates			
			L/s	m ³ /min	m ³ /hr	cfm
Single Bank	MX □ 102C	G 2	113	6.81	408	240
	MX □ 103C	G 2	170	10.22	612	360
	MX □ 103	G 2	213	12.78	765	450
	MX □ 104	G 2	283	17.03	1020	600
	MX □ 105	G 2½	354	21	1275	750
	MX □ 106	G 2½	425	26	1530	900
	MX □ 107	G 2½	496	30	1785	1050
	MX □ 108	G 2½	567	34	2040	1200
Multi-Bank	2 x MX □ 105	G 2½	708	43	2550	1500
	2 x MX □ 106	G 2½	850	51	3060	1800
	2 x MX □ 107	G 2½	992	60	3570	2100
	2 x MX □ 108	G 2½	1133	68	4080	2400
	3 x MX □ 106	G 2½	1275	77	4590	2700
	3 x MX □ 107	G 2½	1488	89	5355	3150
	3 x MX □ 108	G 2½	1700	102	6120	3600



Stated flows are for operation at 7 bar g (100 psi g) with reference to 20°C, 1 bar a, 0% relative water vapour pressure.
For flows at other pressures apply the correction factors shown.

Correction Factors

Temperature Correction Factor CFT							
Maximum Inlet Temperature	°C	25	30	35	40	45	50
	°F	77	86	95	104	113	122
	CFT	1.00	1.00	1.00	1.04	1.14	1.37

Pressure Correction Factor CFP											
Minimum Inlet Pressure	bar g	4	5	6	7	8	9	10	11	12	13
	psi g	58	73	87	100	116	131	145	160	174	189
	CFP	1.60	1.33	1.14	1.00	0.89	0.80	0.73	0.67	0.62	0.57

Dewpoint Correction Factor CFD		Option 2	Standard	Option 1
Required Dewpoint	PDP °C	-20	-40	-70
	PDP °F	-4	-40	-100
	CFD	0.91	1.00	1.43

Product Selection - PNEUDRI MX

	MX		MX / DS		MX ADVANCED		MXP Pneumatic	
	Item Number	Pdh Ref	Item Number	Pdh Ref	Item Number	Pdh Ref	Item Number	Pdh Ref
-20	MXS102C-20	612620102	MXS102CDS-20	712621102	MXA102C-20	612646102	MXP102C-20-ATEX	662630102
	MXS103C-20	612620103	MXS103CDS-20	712621103	MXA103C-20	612646103	MXP103C-20-ATEX	662630103
	MXS103-20	612620123	MXS103DS-20	712621123	MXA103-20	712646123	MXP103-20-ATEX	662630123
	MXS104-20	612620124	MXS104DS-20	712621124	MXA104-20	712646124	MXP104-20-ATEX	662630124
	MXS105-20	612620125	MXS105DS-20	612621125	MXA105-20	612646125	MXP105-20-ATEX	662630125
	MXS106-20	612620126	MXS106DS-20	712621126	MXA106-20	612646126	MXP106-20-ATEX	662630126
	MXS107-20	612620127	MXS107DS-20	612621127	MXA107-20	712646127	MXP107-20-ATEX	662630127
	MXS108-20	612620128	MXS108DS-20	712621128	MXA108-20	612646128	MXP108-20-ATEX	662630128
-40	MXS102C-40	714620102	MXS102CDS-40	714621102	MXA102C-40	714646102	MXP102C-40-ATEX	664630102
	MXS103C-40	714620103	MXS103CDS-40	714621103	MXA103C-40	714646103	MXP103C-40-ATEX	664630103
	MXS103-40	714620123	MXS103DS-40	714621123	MXA103-40	714646123	MXP103-40-ATEX	664630123
	MXS104-40	714620124	MXS104DS-40	714621124	MXA104-40	714646124	MXP104-40-ATEX	664630124
	MXS105-40	714620125	MXS105DS-40	714621125	MXA105-40	714646125	MXP105-40-ATEX	664630125
	MXS106-40	714620126	MXS106DS-40	714621126	MXA106-40	714646126	MXP106-40-ATEX	664630126
	MXS107-40	714620127	MXS107DS-40	714621127	MXA107-40	714646127	MXP107-40-ATEX	664630127
	MXS108-40	714620128	MXS108DS-40	714621128	MXA108-40	714646128	MXP108-40-ATEX	664630128
-70	MXS102C-70	717620102	MXS102CDS-70	717621102	MXA102C-70	617646102	MXP102C-70-ATEX	667630102
	MXS103C-70	617620103	MXS103CDS-70	717621103	MXA103C-70	717646103	MXP103C-70-ATEX	667630103
	MXS103-70	717620123	MXS103DS-70	717621123	MXA103-70	717646123	MXP103-70-ATEX	667630123
	MXS104-70	617620124	MXS104DS-70	717621124	MXA104-70	617646124	MXP104-70-ATEX	667630124
	MXS105-70	617620125	MXS105DS-70	617621125	MXA105-70	717646125	MXP105-70-ATEX	667630125
	MXS106-70	717620126	MXS106DS-70	617621126	MXA106-70	717646126	MXP106-70-ATEX	667630126
	MXS107-70	717620127	MXS107DS-70	717621127	MXA107-70	617646127	MXP107-70-ATEX	667630127
	MXS108-70	617620128	MXS108DS-70	717621128	MXA108-70	617646128	MXP108-70-ATEX	667630128

The dryer codes are supplied without filters. Please order filters separately.

Recommended Filtration

For Dryer Model	Filter Pipe Size BSPT or NPT	Inlet General Purpose Pre-filter	Inlet High Efficiency Filter	Outlet Dust Filter
MX □ 102C	2"	AO040H □ FX	AA040H □ FX	AR040H □ MX
MX □ 103C	2"	AO040H □ FX	AA040H □ FX	AR040H □ MX
MX □ 103	2"	AO045H □ FX	AA045H □ FX	AR045H □ MX
MX □ 104	2"	AO045H □ FX	AA045H □ FX	AR045H □ MX
MX □ 105	2½"	AO050I □ FX	AA050I □ FX	AR050I □ MX
MX □ 106	2½"	AO055I □ FX	AA055I □ FX	AR055I □ MX
MX □ 107	2½"	AO055I □ FX	AA055I □ FX	AR055I □ MX
MX □ 108	2½"	AO055I □ FX	AA055I □ FX	AR055I □ MX

□ = B (BSPT) or N (NPT)

Frequently asked questions PNEUDRI MX Heatless Dryers

Does the dryer have a fault alarm relay fitted?

Yes, a single pole change over fault relay is fitted as standard.

What can I see on the display?

MXS - The display provides power supply and service interval indicators.

MXS/DS - In addition to the power supply and service interval indicators the dryer comes complete with a digital dewpoint display with temperature settings. It will display dewpoint measurement and has a ECO display when the dryer is in DDS.

MXA - The controller provides a complete system overview with an LCD status display screen and state of the art monitoring and control.

Are the inlet valves normally open or normally closed?

The inlet valves on a dryer are normally closed as standard.

What is the power requirement of the dryer?

MXS, MXSDS = 15W. MXA = 35W.

What IP rating is the dryer?

IP65.

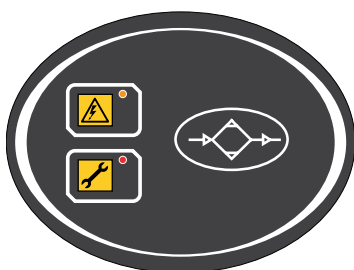
Is a QRV (Quick Re-pressurisation Valve) fitted as standard?

No, if the inlet pressure is equal to or greater than 9 bar, a QRV must be ordered with the dryer. Part Number: 608203833.

Why do I have 3 sets of purge plates in the packing crate?

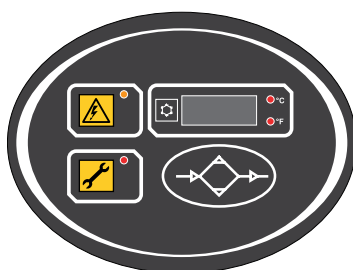
As standard the dryer will be factory fitted with the 7 bar purge plates. If you are operating the dryer at a different pressure please use the appropriate purge plate.

Controllers



MXS Controller

Power On LED
Service interval LED
Volt free fault alarm

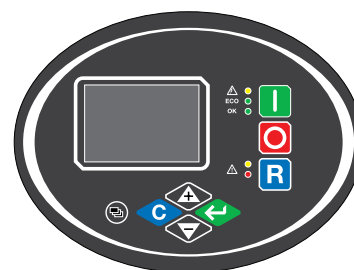


MXS DS Controller

Dewpoint Display
ECO - DDS active display
Sensor failure indication

Option

4-20m Amp dewpoint output



Advanced Controller

Power On LED
Dryer OK LED
DDS LED
Warning LED
Fault LED

System status display

10cm LCD display
Inlet temperature
Inlet pressure
Outlet PDP
Service interval indication
Fault messages
4-20m Amp pressure output
Volt free general alarm
Volt free dewpoint alarm

Flow Control Device

Why do I need a Flow Control Device (sonic nozzle) for multi-bank installations?

Air will flow down a uniform pipe at a constant velocity. For a fixed air flow rate, the speed of the air will increase if there is a reduction in the diameter of the pipe. If the pipe size is reduced further, the air velocity will continue to increase and will eventually reach its maximum. At this point it's not possible to increase the air flow through the nozzle as it will be choked.

Sonic nozzles are fitted to the outlet of a PNEUDRI compressed air dryer. They are designed so that their maximum air flow rates are matched to 125% of the outlet flow of the dryer. If the user tries to overflow the dryer by more than 125% the sonic nozzle will choke causing a very high pressure drop.

Benefits of fitting a Flow Control Device:

- Prevents significant overflow of the dryer.
- Helps to maintain a constant outlet pressure dewpoint.
- Indicates by high pressure drop when system demand exceeds rated capacity.



Example of a multi-bank installation

Flanged Connecting Kits for line item orders on PNEUDRI MX Dryers



608620070 thread connection kit

Flanged connecting kits for PNEUDRI MX dryer orders

Please note that when ordering a single bank of PNEUDRI MX heatless dryer, it is necessary to order the required connection kit. No FCD is required.

Single bank dryers

For single bank dryer installations, there are two threaded options, either BSPP or NPT for each model. Please select and order the required kit from the list below.

MX102c - MX104 dryers have 2" connections

608620070 Kit threaded connection 2" BSPP

608620072 Kit threaded connection 2" NPT

MX105 - MX108 dryers have 2.5" connections

608620071 Kit threaded connection 2 1/2" BSPP

608620073 Kit threaded connection 2 1/2" NPT



608620077 thread connection kit

Multi Bank Dryers

When ordering multi - bank dryers for one installation in addition to ordering the required connection kit you also need to order a flow control device for each dryer.

The flow control device is fitted in the outlet flange.

Please order the appropriate connection kit and flow control device from the list below.

The MX102c - MX104 dryers have 2" connections

608620076 FCD threaded connection 2" BSPP

608620078 FCD threaded connection 2" NPT

The MX105 - MX108 dryers have 2.5" connections

608620077 FCD threaded connection 2 1/2" BSPP

608620079 FCD threaded connection 2 1/2" NPT

Sizing Example

The customer orders a MXS208 and requires BSPP connections.

The MXS208 consists of two banks of 8 column dryers. The site parameters are an inlet temperature of 35°C, inlet pressure of 7 barg, and a pressure dewpoint of -40°C.

The correct sonic nozzle is 608620053, and the correct flange kit is 608620077.

Flow Control Device Product Selection for PNEUDRI Heatless MX dryer

35°C Inlet Temperature -20°C PDP								
Pressure	MX 102c	MX 103c	MX 103	MX 104	MX 105	MX 106	MX 107	MX 108
4 bar	608620009	608620014	608620017	608620021	608620043	608620046	608620049	608620052
5 bar	608620010	608620015	608620018	608620022	608620044	608620048	608620051	608620054
6 bar	608620011	608620015	608620018	608620023	608620045	608620048	608620052	608620055
7 bar	608620011	608620016	608620019	608620023	608620045	608620049	608620052	608620056
8 bar	608620011	608620016	608620019	608620024	608620046	608620050	608620053	608620056
9 bar	608620011	608620016	608620020	608620024	608620046	608620050	608620053	608620057
10 bar	608620012	608620017	608620020	608620024	608620047	608620050	608620054	608620057
11 bar	608620012	608620017	608620020	608620025	608620047	608620051	608620054	608620057
12 bar	608620012	608620017	608620020	608620025	608620047	608620051	608620054	Contact Pdh
13 bar	608620012	608620017	608620020	608620025	608620047	608620051	608620054	Contact Pdh

35°C Inlet Temperature -40°C PDP								
Pressure	MX 102c	MX 103c	MX 103	MX 104	MX 105	MX 106	MX 107	MX 108
4 bar	608620008	608620012	608620015	608620019	608620040	608620044	608620047	608620049
5 bar	608620009	608620013	608620016	608620020	608620042	608620045	608620048	608620051
6 bar	608620009	608620014	608620017	608620021	608620043	608620046	608620049	608620052
7 bar	608620010	608620014	608620017	608620022	608620043	608620047	608620050	608620053
8 bar	608620010	608620015	608620018	608620022	608620044	608620047	608620050	608620053
9 bar	608620010	608620015	608620018	608620022	608620044	608620048	608620051	608620054
10 bar	608620010	608620015	608620018	608620023	608620044	608620048	608620051	608620054
11 bar	608620011	608620015	608620018	608620023	608620045	608620048	608620052	608620055
12 bar	608620011	608620015	608620019	608620023	608620045	608620049	608620052	608620055
13 bar	608620011	608620016	608620019	608620023	608620045	608620049	608620052	608620055

35°C Inlet Temperature -70°C PDP								
Pressure	MX 102c	MX 103c	MX 103	MX 104	MX 105	MX 106	MX 107	MX 108
4 bar	608620008	608620012	608620015	608620019	608620040	608620044	608620047	608620049
5 bar	608620009	608620013	608620016	608620020	608620042	608620045	608620048	608620051
6 bar	608620009	608620014	608620017	608620021	608620043	608620046	608620049	608620052
7 bar	608620010	608620014	608620017	608620022	608620043	608620047	608620050	608620053
8 bar	608620010	608620015	608620018	608620022	608620044	608620047	608620050	608620053
9 bar	608620010	608620015	608620018	608620022	608620044	608620048	608620051	608620054
10 bar	608620010	608620015	608620018	608620023	608620044	608620048	608620051	608620054
11 bar	608620011	608620015	608620018	608620023	608620045	608620048	608620052	608620055
12 bar	608620011	608620015	608620019	608620023	608620045	608620049	608620052	608620055
13 bar	608620011	608620016	608620019	608620023	608620045	608620049	608620052	608620055

40°C Inlet Temperature -20°C PDP								
Pressure	MX 102c	MX 103c	MX 103	MX 104	MX 105	MX 106	MX 107	MX 108
4 bar	608620009	608620014	608620016	608620021	608620042	608620046	608620049	608620051
5 bar	608620010	608620014	608620017	608620022	608620043	608620047	608620050	608620053
6 bar	608620010	608620015	608620018	608620022	608620044	608620048	608620051	608620054
7 bar	608620011	608620015	608620018	608620023	608620045	608620048	608620052	608620055
8 bar	608620011	608620016	608620019	608620023	608620045	608620049	608620052	608620055
9 bar	608620011	608620016	608620019	608620024	608620046	608620049	608620053	608620056
10 bar	608620011	608620016	608620019	608620024	608620046	608620050	608620053	608620056
11 bar	608620011	608620016	608620020	608620024	608620046	608620050	608620053	608620057
12 bar	608620012	608620017	608620020	608620024	608620047	608620050	608620054	608620057
13 bar	608620011	608620017	608620020	608620025	608620047	608620050	608620054	608620057

40°C Inlet Temperature -40°C PDP								
Pressure	MX 102c	MX 103c	MX 103	MX 104	MX 105	MX 106	MX 107	MX 108
4 bar	608620008	608620012	608620015	608620018	608620040	608620043	608620046	608620048
5 bar	608620009	608620013	608620016	608620020	608620042	608620044	608620047	608620050
6 bar	608620009	608620013	608620016	608620020	608620043	608620045	608620048	608620051
7 bar	608620009	608620014	608620017	608620021	608620043	608620046	608620059	608620052
8 bar	608620010	608620014	608620017	608620021	608620044	608620047	608620050	608620053
9 bar	608620010	608620015	608620017	608620022	608620044	608620047	608620050	608620053
10 bar	608620010	608620015	608620018	608620022	608620044	608620047	608620051	608620054
11 bar	608620010	608620015	608620018	608620022	608620045	608620048	608620051	608620054
12 bar	608620010	608620015	608620018	608620023	608620045	608620048	608620051	608620054
13 bar	608620010	608620015	608620018	608620023	608620045	608620048	608620051	608620054

40°C Inlet Temperature -70°C PDP								
Pressure	MX 102c	MX 103c	MX 103	MX 104	MX 105	MX 106	MX 107	MX 108
4 bar	608620003	608620006	608620008	608620011	608620032	608620034	608620036	608620038
5 bar	608620004	608620007	608620009	608620013	608620033	608620036	608620038	608620040
6 bar	608620005	608620008	608620010	608620014	608620034	608620037	608620039	608620042
7 bar	608620005	608620009	608620011	608620014	608620035	608620038	608620040	608620043
8 bar	608620006	608620009	608620012	608620015	608620036	608620039	608620041	608620043
9 bar	608620006	608620010	608620012	608620015	608620036	608620039	608620042	608620044
10 bar	608620006	608620010	608620012	608620016	608620037	608620040	608620042	608620045
11 bar	608620006	608620010	608620012	608620016	608620037	608620040	608620043	608620045
12 bar	608620006	608620010	608620013	608620016	608620037	608620040	608620043	608620045
13 bar	608620007	608620010	608620013	608620016	608620038	608620041	608620043	608620046

45°C Inlet Temperature -20°C PDP								
Pressure	MX 102c	MX 103c	MX 103	MX 104	MX 105	MX 106	MX 107	MX 108
4 bar	608620008	608620012	608620015	608620019	608620040	608620043	608620046	608620049
5 bar	608620009	608620013	608620016	608620020	608620041	608620044	608620047	608620050
6 bar	608620009	608620014	608620016	608620021	608620042	608620045	608620049	608620051
7 bar	608620009	608620014	608620017	608620021	608620043	608620046	608620049	608620052
8 bar	608620010	608620014	608620017	608620022	608620043	608620047	608620050	608620053
9 bar	608620010	608620015	608620018	608620022	608620044	608620047	608620050	608620053
10 bar	608620010	608620015	608620018	608620022	608620044	608620048	608620051	608620054
11 bar	608620010	608620015	608620018	608620022	608620044	608620048	608620051	608620054
12 bar	608620010	608620015	608620018	608620023	608620045	608620048	608620051	608620054
13 bar	608620011	608620015	608620018	608620023	608620045	608620048	608620051	608620054


45°C Inlet Temperature -40°C PDP								
Pressure	MX 102c	MX 103c	MX 103	MX 104	MX 105	MX 106	MX 107	MX 108
4 bar	608620007	608620010	608620013	608620016	608620038	608620041	608620043	608620046
5 bar	608620007	608620011	608620014	608620018	608620039	608620042	608620045	608620047
6 bar	608620008	608620012	608620015	608620019	608620040	608620043	608620046	608620049
7 bar	608620008	608620013	608620015	608620019	608620041	608620044	608620047	608620050
8 bar	608620009	608620013	608620016	608620020	608620041	608620045	608620047	608620050
9 bar	608620009	608620013	608620016	608620020	608620042	608620045	608620048	608620051
10 bar	608620009	608620013	608620016	608620020	608620042	608620045	608620048	608620051
11 bar	608620009	608620014	608620016	608620021	608620042	608620046	608620049	608620052
12 bar	608620009	608620014	608620017	608620021	608620042	608620046	608620049	608620052
13 bar	608620009	608620014	608620017	608620021	608620043	608620046	608620049	608620052

45°C Inlet Temperature -70°C PDP								
Pressure	MX 102c	MX 103c	MX 103	MX 104	MX 105	MX 106	MX 107	MX 108
4 bar	608620002	608620005	608620007	608620009	608620029	608620032	608620033	608620035
5 bar	608620003	608620006	608620008	608620011	608620031	608620034	608620036	608620038
6 bar	608620004	608620007	608620009	608620012	608620033	608620035	608620037	608620039
7 bar	608620004	608620008	608620010	608620013	608620034	608620036	608620038	608620040
8 bar	608620005	608620008	608620010	608620013	608620034	608620037	608620039	608620041
9 bar	608620005	608620008	608620011	608620014	608620035	608620037	608620040	608620042
10 bar	608620005	608620009	608620011	608620014	608620035	608620038	608620040	608620042
11 bar	608620005	608620009	608620011	608620015	608620036	608620038	608620041	608620043
12 bar	608620006	608620009	608620011	608620015	608620036	608620039	608620041	608620043
13 bar	608620006	608620009	608620012	608620015	608620036	608620039	608620041	608620044

50°C Inlet Temperature -20°C PDP								
Pressure	MX 102c	MX 103c	MX 103	MX 104	MX 105	MX 106	MX 107	MX 108
4 bar	608620005	608620009	608620011	608620015	608620036	608620038	608620041	608620043
5 bar	608620006	608620010	608620012	608620026	608620037	608620040	608620043	608620045
6 bar	608620007	608620011	608620013	608620017	608620038	608620041	608620044	608620046
7 bar	608620007	608620011	608620014	608620018	608620039	608620042	608620045	608620047
8 bar	608620008	608620012	608620014	608620018	608620040	608620043	608620045	608620048
9 bar	608620008	608620012	608620015	608620019	608620040	608620043	608620046	608620049
10 bar	608620008	608620012	608620015	608620019	608620040	608620043	608620046	608620049
11 bar	608620008	608620012	608620015	608620019	608620041	608620044	608620047	608620049
12 bar	608620008	608620013	608620015	608620019	608620041	608620044	608620047	608620050
13 bar	608620008	608620013	608620016	608620020	608620041	608620044	608620047	608620050

50°C Inlet Temperature -40°C PDP								
Pressure	MX 102c	MX 103c	MX 103	MX 104	MX 105	MX 106	MX 107	MX 108
4 bar	608620004	608620007	608620010	608620013	608620033	608620036	608620038	608620040
5 bar	608620005	608620009	608620011	608620014	608620035	608620038	608620040	608620042
6 bar	608620006	608620009	608620012	608620015	608620036	608620039	608620041	608620044
7 bar	608620006	608620010	608620012	608620016	608620037	608620040	608620042	608620045
8 bar	608620007	608620010	608620013	608620016	608620038	608620040	608620043	608620046
9 bar	608620007	608620011	608620013	608620017	608620038	608620041	608620044	608620046
10 bar	608620007	608620011	608620013	608620017	608620038	608620041	608620044	608620047
11 bar	608620007	608620011	608620014	608620017	608620039	608620042	608620044	608620047
12 bar	608620007	608620011	608620014	608620018	608620039	608620042	608620045	608620047
13 bar	608620007	608620012	608620014	608620018	608620039	608620042	608620045	608620048

50°C Inlet Temperature -70°C PDP								
Pressure	MX 102c	MX 103c	MX 103	MX 104	MX 105	MX 106	MX 107	MX 108
4 bar	608620001	608620002	608620003	608620005	608620028	608620027	608620028	608620030
5 bar	608620001	608620003	608620005	608620007	608620028	608620029	608620031	608620033
6 bar	608620002	608620004	608620006	608620009	608620029	608620031	608620033	608620035
7 bar	608620002	608620005	608620007	608620010	608620030	608620032	608620034	608620036
8 bar	608620003	608620006	608620008	608620010	608620031	608620033	608620035	608620037
9 bar	608620003	608620006	608620008	608620011	608620031	608620034	608620036	608620038
10 bar	608620003	608620006	608620008	608620011	608620032	608620034	608620036	608620038
11 bar	608620004	608620007	608620009	608620012	608620032	608620035	608620037	608620039
12 bar	608620004	608620007	608620009	608620012	608620033	608620035	608620037	608620039
13 bar	608620004	608620007	608620009	608620012	608620033	608620035	608620038	608620040



**PNEUDRI MX
Dryer**

**Flow Control Device
(Sonic Nozzle)**

Flange

Aftermarket

ELEMENTS

Parker filters are designed to produce clean compressed air, gas and liquid to the highest industry standards. To maintain impeccable results, Elements within the filter must be replaced annually.

Choosing the Parker brand means you can be assured that Elements are readily available, affordable and the most energy efficient product of its kind on the market. The elements are also supplied in 100% recyclable packaging. An additional advantage of purchasing Parker Elements is that you will reduce your company's carbon footprint by 190kg. This is the equivalent of a 700 mile flight from Edinburgh to Berlin!

Parker Filter Elements also prove to be highly efficient when used in any leading competitor's filters.

SPECIALISED SERVICES

Parker Specialist Service Engineers test on-site efficiency measuring many variables including airflow, pressure, temperature, dewpoint and power consumption.

Our team of highly trained experts are the best in the industry. They take into account a range of environmental factors that could affect your system's performance. The results from this Specialist Service are extremely accurate and produce invaluable information.

Importantly, Parker informed recommendations lead to significant savings for our customers, which mean they return time and time again for our advice and products.

SUPPORT SERVICES

Parker Support Services are the first port of call for customers in need of help or guidance.

The fact that this team is responsible for the production of User Guides and Manuals gives you an insight into the level and detail of their parts and product knowledge.

Over-the-phone support is just one way in which Parker's extremely knowledgeable team, quickly reduces downtime or resolves product queries.

On some occasions engineers need to be on site to carry out a repair. In these cases, the local engineer will be quickly dispatched to ensure our customers can return to production as soon as possible.

One-to-one training can also be provided by our Support Services team. This has enabled hundreds of Parker distributors to gain an in-depth understanding. Training will also ensure distributors can make timely repairs and easily maintain their customers' products.

PARTS

Parker Kits make everyday maintenance easy. They are available for all of our products and are simply value-for-money. The Parts within the kits support our customers' varied maintenance, repair and overhaul activities.

Additionally, Preventative Maintenance Kits can be purchased for dryers and gas generators. These kits mean customers can service their generators to ensure optimum performance.

An extensive range of durable Parker Parts can be obtained within 24 hours to any European, Middle East of African destination.

M.R.O.

Maintenance Repair & Overhaul - Parker Technicians are the industry's finest. Their skills and qualifications are annually approved to keep their product and legislation knowledge fresh and expertise relevant.

With this in mind, Parker offers onsite and on demand servicing to meet customers' unique requirements in a timely and efficient manner.

Parker MRO service ranges from a basic maintenance check covered under product warranty right through to a comprehensive programme, which even puts the onsite application under the microscope.

With customers at the heart of everything Parker does, the MRO service is no exception to this.





Europe, Middle East, Africa

AE – United Arab Emirates,
Dubai

Tel: +971 4 8127100
parker.me@parker.com

AT – Austria, Wiener Neustadt

Tel: +43 (0)2622 23501-0
parker.austria@parker.com

AT – Eastern Europe, Wiener
Neustadt

Tel: +43 (0)2622 23501 900
parker.easteurope@parker.com

AZ – Azerbaijan, Baku

Tel: +994 50 2233 458
parker.azerbaijan@parker.com

BE/LU – Belgium, Nivelles

Tel: +32 (0)67 280 900
parker.belgium@parker.com

BY – Belarus, Minsk

Tel: +375 17 209 9399
parker.belarus@parker.com

CH – Switzerland, Etoy

Tel: +41 (0)21 821 87 00
parker.switzerland@parker.com

CZ – Czech Republic, Klecany

Tel: +420 284 083 111
parker.czechrepublic@parker.com

DE – Germany, Kaarst

Tel: +49 (0)2131 4016 0
parker.germany@parker.com

DK – Denmark, Ballerup

Tel: +45 43 56 04 00
parker.denmark@parker.com

ES – Spain, Madrid

Tel: +34 902 330 001
parker.spain@parker.com

FI – Finland, Vantaa

Tel: +358 (0)20 753 2500
parker.finland@parker.com

FR – France, Contamine s/Arve

Tel: +33 (0)4 50 25 80 25
parker.france@parker.com

GR – Greece, Athens

Tel: +30 210 933 6450
parker.greece@parker.com

HU – Hungary, Budapest

Tel: +36 1 220 4155
parker.hungary@parker.com

IE – Ireland, Dublin

Tel: +353 (0)1 466 6370
parker.ireland@parker.com

IT – Italy, Corsico (MI)

Tel: +39 02 45 19 21
parker.italy@parker.com

KZ – Kazakhstan, Almaty

Tel: +7 7272 505 800
parker.easteurope@parker.com

NL – The Netherlands, Oldenzaal

Tel: +31 (0)541 585 000
parker.nl@parker.com

NO – Norway, Asker

Tel: +47 66 75 34 00
parker.norway@parker.com

PL – Poland, Warsaw

Tel: +48 (0)22 573 24 00
parker.poland@parker.com

PT – Portugal, Leca da Palmeira

Tel: +351 22 999 7360
parker.portugal@parker.com

RO – Romania, Bucharest

Tel: +40 21 252 1382
parker.romania@parker.com

RU – Russia, Moscow

Tel: +7 495 645-2156
parker.russia@parker.com

SE – Sweden, Spånga

Tel: +46 (0)8 59 79 50 00
parker.sweden@parker.com

SK – Slovakia, Banská Bystrica

Tel: +421 484 162 252
parker.slovakia@parker.com

SL – Slovenia, Novo Mesto

Tel: +386 7 337 6650
parker.slovenia@parker.com

TR – Turkey, Istanbul

Tel: +90 216 4997081
parker.turkey@parker.com

UA – Ukraine, Kiev

Tel: +380 44 494 2731
parker.ukraine@parker.com

UK – United Kingdom, Warwick

Tel: +44 (0)1926 317 878
parker.uk@parker.com

ZA – South Africa, Kempton Park

Tel: +27 (0)11 961 0700
parker.southafrica@parker.com

North America

CA – Canada, Milton, Ontario

Tel: +1 905 693 3000

US – USA, Cleveland

Tel: +1 216 896 3000

Asia Pacific

AU – Australia, Castle Hill

Tel: +61 (0)2-9634 7777

CN – China, Shanghai

Tel: +86 21 2899 5000

HK – Hong Kong

Tel: +852 2428 8008

IN – India, Mumbai

Tel: +91 22 6513 7081-85

JP – Japan, Tokyo

Tel: +81 (0)3 6408 3901

KR – South Korea, Seoul

Tel: +82 2 559 0400

MY – Malaysia, Shah Alam

Tel: +60 3 7849 0800

NZ – New Zealand, Mt Wellington

Tel: +64 9 574 1744

SG – Singapore

Tel: +65 6887 6300

TH – Thailand, Bangkok

Tel: +662 186 7000-99

TW – Taiwan, Taipei

Tel: +886 2 2298 8987

South America

AR – Argentina, Buenos Aires

Tel: +54 3327 44 4129

BR – Brazil, Sao Jose dos Campos

Tel: +55 800 727 5374

CL – Chile, Santiago

Tel: +56 2 623 1216

MX – Mexico, Apodaca

Tel: +52 81 8156 6000

European Product Information Centre

Free phone: 00 800 27 27 5374

(from AT, BE, CH, CZ, DE, DK, EE, ES, FI,
FR, IE, IL, IS, IT, LU, MT, NL, NO, PL, PT, RU,
SE, SK, UK, ZA)